


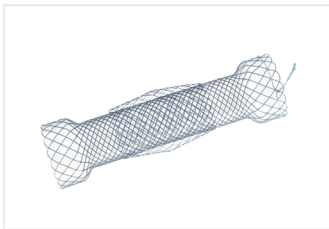




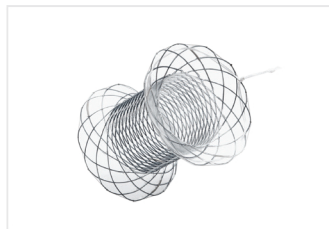


GFE do Brasil

Rua Buarque de Macedo, 1310 - Vila Nova, Campinas - SP
CEP 13073-010

Conheça nossas mídias



gfedobrasil

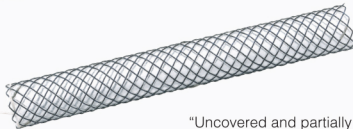


Gastrointestinal Self-expandable Metal Stent

Biliary Stent

Biliary Stent

S

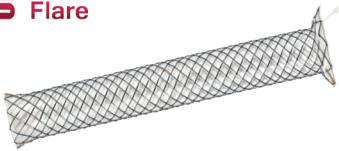


"Uncovered and partially covered available"

for benign and malignant biliary strictures

- **Fixed cell with braided construction**
- **Silicone coated on both inner and outer surface**
 - to prevent the risk of tumor ingrowth
 - to help with smooth bile flow
- **Retrieval string facilitates safe and smooth removal**

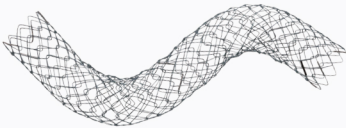
S Flare



for benign and malignant biliary strictures

- **Fully covered tubular body with flares at both ends**
 - The silicone covering prevents tissue ingrowth
 - Flares with different angles prevents migration
- **A retrieval string facilitates safe and smooth removal**

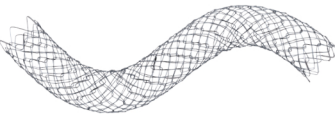
D



for malignant biliary strictures

- **Unfixed cell with weaving construction**
 - low foreshortening for accurate positioning
 - optimal combination of radial and axial force to maintain luminal patency in the tortuous anatomy


M



for malignant hilar strictures

- **Smooth Side-by-Side stenting procedure**
 - 2 (Two) 6Fr delivery systems can be introduced simultaneously into the working channel for the side-by-side stenting procedure at the hilar biliary stricture

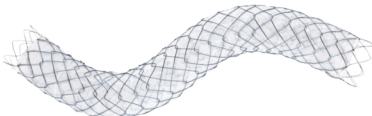
LCD™



for hilar obstruction

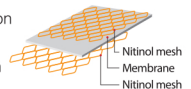
- **The optimized design for the Stent-in-Stent procedure**
 - The large cell design with a weaving construction enables convenient positioning of the 2nd stent
 - The adjustable vertical axis can be easily moved aside during the stent-in-stent procedure for the 2nd stenting
- **6, 7, 8Fr delivery profile available**
 - The 6Fr delivery system facilitates easy access to the lesion while enabling smoother deployment

COMVI™



for malignant biliary strictures

- **Triple layered construction**
 - PTFE membrane prevents the risk of tissue invasion
 - outer wire mesh prevents the risk of migration
 - unfixed cell structure enables the stent to conform to the shape of the bile duct




Esophageal Stent

Duodenal & Colonic Stent

ToeWoong
MEDICAL



BUMPY™



for benign biliary and pancreatic strictures

- **Irregular cell sizes with different magnitudes of the segmental radial force with flared ends**
 - preventing stent related pancreatic sepsis or pancreatitis
 - reduce the risk of migration


BUMPY™ String



for anastomotic strictures after liver transplantation

- **BUMPY™ stent (above) with a long retrieval string**
 - The short length of the stent reduces stent-related complications
 - A 10cm platinum radiopaque retrieval string helps easy removal


KAFFES™



for anastomotic strictures after liver transplantation

- **Short length and waist at mid-portion design**
 - prevention to impart pressure over a large area of normal duct by reducing the potential risk of necrosis and fibrosis
 - strong radial force to prevent migration
- **Long platinum radio-paquet retrieval string**
 - easy removal from the high up location of the CBD


GIOBOR™



for EUS-guided Hepaticogastrostomy

- **Partially covered design (70% covered, 30% bare)**
 - The covered portion prevents bile leakage between the left hepatic duct and the stomach
 - The bare portion avoids the blockage of the side branches in the hepatic duct

NAGI™



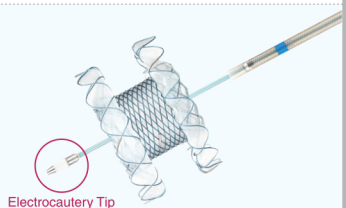
for pancreatic pseudocyst drainage

- **Wide and smooth flare edges**
 - to prevent the risk of migration and possibility of stent related luminal damages
- **Available in various diameters (Up to 16mm)**
 - optimize drainage and necrosectomy
- **Retrieval string for repositioning and/or easy removal**

SPAXUS™ & HOT SPAXUS™

for pancreatic pseudocyst or gallbladder drainage

- **Flexible design for accommodative apposition regardless of wall thickness**
 - the large-flanged full silicone coating prevents migration and leakage
 - 8, 10, 16mm diameters enable to apply various indications
- **Stent preloaded in 10Fr Conventional or Electrocautery delivery system**
 - blue marker on delivery system designed for accurate procedure



Electrocautery Tip

Short-wire Delivery System for Biliary Stents

Biliary Stent

Esophageal Stent

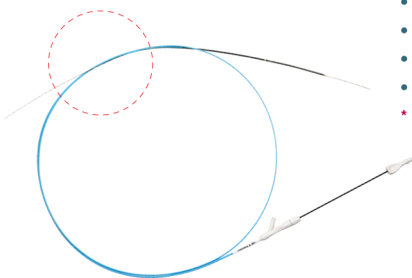
Duodenal & Colonic Stent

Ordering Information

	Stent Type	Code		Stent Size		Delivery system	
		Endoscopic	Percutaneous	Diameter (mm)	Length (cm)	French (Fr)	Length (cm)
Through the scope (TTS)	S (Uncovered)	B***	T***	6, 8, 10	4, 5, 6, 7, 8, 9, 10, 12	7	180/50
	S (Covered)	BS***F	TS***F			8.5	
	S (Both bare)	BS***B	TS***B			8	
	S Flare	BS***FW	TS***FW			8.5	
	D	BD***	TD***	6, 8	4, 5, 6, 7, 8, 9, 10, 12	8	
	M	BN***-6	TN***-6			6	
		BN***	TN***	6, 8, 10	9, 10, 12	7	
	LCD™	BLD***-6	TLD***-6	6, 8, 10	4, 5, 6, 7, 8, 9, 10, 12	6	
		BLD***-7	TLD***-7			7	
		BLD***	TLD***			8	
	COMVI™	BC***F	TC***F	6, 8, 10	4, 5, 6, 7, 8, 9, 10, 12	8	180/50
	COMVI™ (Both bare)	BC***B	TC***B			8	
	BUMPY™	BK***CW	TK***CW			8.5	
	BUMPY™ String	BK***CW2		6, 8, 10	4, 6, 8	8.5	180
	KAFFES™	BS***F2	TS***F2	6, 8	4, 5, 6, 7, 8	8.5	180/50
				10		9	
	GIOBOR™	BS***FP		8, 10	8, 10	8.5	180
	NAGI™	BS***FW		10, 12	1, 2, 3	9	
				14, 16	2, 3	10	
	SPAXUS™	SS***FW		8, 10, 16	2	10	
	HOT SPAXUS™	HSS***FW		8, 10, 16	2	10	


*LCD™: BLD1012-6, TLD1012-6 are not available.

Short-wire System



- Time saving during device exchanges and therapeutic maneuvers
- Reduction of fluoroscopy exposure time
- Maintaining the access
- Less dependence on a well-trained assistant
- Easy control of the guidewire

* Available with : S, D, LCD™, COMVI™, BUMPY™



Ordering Information

Stent Type	Code	Stent Size		Delivery system	
		Diameter (mm)	Length (cm)	French (Fr)	Length (cm)
S (Uncovered)	BM***	6, 8, 10	4, 5, 6, 7, 8, 9, 10, 12	8.5	180
S (Covered)	BSM***F				
S (Both bare)	BSM***B				
S Flare	BSM***FW				
D	BDM***				
LCD™	BLDM***				
COMVI™	BCM***F				
COMVI™ (Both bare)	BCM***B				
BUMPY™	BKM***CW				

Various Delivery Systems for Esophageal Stent


Biliary Stent

Esophageal Stent

Duodenal & Colonic Stent

TaeWoong
MEDICAL

Proximal Release System



- **Accurate stent positioning**
 - proximal part is released earlier than its distal part to enable placement with consideration of the proximal tumor margin without fluoroscope
 - recommended for upper esophageal stricture



Ordering Information

Stent Type	Code		Stent Size		Delivery system
	Proximal String	Both String	Diameter (mm)	Length (cm)	Length (cm)
S	ESP***F	ESP***FR2	16, 18, 20, 22, 24, 28	6, 8, 10, 12, 14, 15	70
S (Both bare)	ESP***B				
DOUBLE™	ESP***FD	ESP***FDR2			
CERVICAL™	ESP***FV	ESP***FVR2	16, 18, 20, 22		
CONIO™	ESP***FN		10, 12, 14, 16		

Through The Scope (TTS) Delivery System



- **Easy and Simple stenting though the scope channel**
 - preloaded in a 10.5Fr delivery system for esophageal covered stents
 - the practical solution for tight, narrow or tortuous anatomy

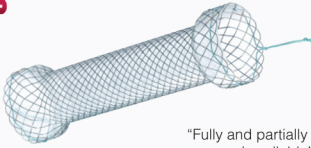
Ordering Information

Stent Type	Code		Stent Size		Delivery system	
			Diameter (mm)	Length (cm)	French (Fr)	Length (cm)
S	EST***F	EST***FR2	18, 20, 22	6, 8, 10 12, 14, 15	10.5	160
	EST***F-18					180
	EST***F-22					220
S (Both bare)	EST***B					160
	EST***B-18					180
	EST***B-22					220

Esophageal Stent

Biliary Stent

S




"Fully and partially covered available"

for benign and malignant esophageal strictures

- **Fixed cell with braided construction**
 - high flexibility and optimal radial force
 - to reduce the risk of tumor ingrowth
- **Silicone covering and soft and round ends**
 - to reduce tissue hyperplasia reaction

Esophageal Stent

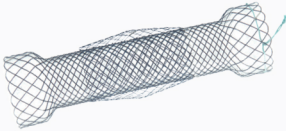
DUAL™



for benign and malignant esophageal strictures

- **Dual structure with a weaving construction**
 - The weaving construction enables the stent to conform to the esophagus movement
 - Dual structure minimizes foreshortening and allows accurate stent positioning

DOUBLE™

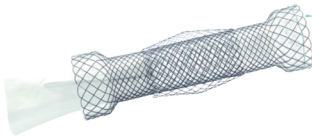


for malignant esophageal strictures

- **Double layered design**
 - silicone full covering prevents the risk of tumor ingrowth
 - The additional uncovered outer mesh helps to resist migration

Duodenal & Colonic Stent


DOUBLE™ (Anti-reflux)



for preventing gastroesophageal reflux

- **Anti-reflux PTFE skirt**
 - to block gastric reflux with the stent placement at the EG junction
- **Additional uncovered outer mesh to resist migration**


CERVICAL™



for upper esophageal strictures

- **Short proximal head design**
 - to prevent damage of the vocal cords in case of placement close to the upper esophageal sphincter
- **Fully covered design and retrieval string to help easy removal**

CONIO™



for hypopharyngeal strictures

- **Small diameter with proximal head design**
 - specially designed for refractory hypopharyngeal strictures
- **Fully covered design and retrieval string to help easy removal**

Esophageal Stent


Biliary Stent

Esophageal Stent

Duodenal & Colonic Stent

TaeWoong
MEDICAL

CONIO™ II



for benign and malignant upper, middle esophageal strictures

- **Head:** A Silicone-covered S type structure for better palliation
- **Body:** A conformable D type with a PTFE membrane to prevent stent-related complications
- **Bumper:** A silicone-coated Double Ring to prevent migration

MEGA™



for leak or fistula after sleeve gastrectomy

- **Soft and flexible design**
 - to adapt to the acute anatomy after sleeve gastrectomy
- **Fully covered with silicone**
 - to allow easy removal
- **Large diameter and long length of the stent**
 - to prevent migration

BETA™



for leak or fistula after bariatric surgery


- **Outer double layer design with silicone and PTFE combination covering**
 - to prevent the risk of migration and contact of any substance into the leak or fistula
 - to prevent tissue ingrowth and allow easy removal
- **Flexible and conformable structure**
 - to fit in tortuous anatomy

Ordering Information

Stent Type	Code		Stent Size		Delivery system
	Proximal String	Both String	Diameter (mm)	Length (cm)	Length (cm)
S	ES***#F	ES***#FR2	16, 18, 20, 22, 24, 28	6, 8, 10, 12, 14, 15	70
S (Both bare)	ES***#B				
DUAL™	EK***#F		18, 20	6, 8, 10, 12, 14, 15, 18, 20	
			22	6, 8, 10, 12, 14, 15, 18	
			24, 28	6, 8, 10, 12, 14, 15	
DOUBLE™	ES***#FD	ES***#FDR2	16, 18, 20, 22, 24, 28	6, 8, 10, 12, 14, 15	
DOUBLE™ (Anti-reflux)	EA***#FD				
CONIO™	ES***#FN	ES***#FNR2	10, 12, 14, 16	6, 8, 10, 12, 14, 15	
CONIO™ II	EK***#FN		10, 12, 14, 16	8, 10, 12	
CERVICAL™	ES***#FV	ES***#FVR2	16, 18, 20, 22, 24	6, 8, 10, 12, 14, 15	
MEGA™	ES***#F	ES***#FR2	22, 24, 28	18, 23	
BETA™	EK***#FND2		22, 24	14, 15, 16, 18, 20, 22	
			26, 28	14, 15, 16, 18, 20	
BETA™ II	EK***#FNT2		18, 20, 22	8, 10, 12, 14, 15, 16, 18, 20	
			24, 26, 28	10, 12, 14, 15, 16, 18, 20	

Duodenal & Colonic Stent


D



for malignant obstruction

- **Unfixed cell with weaving construction**
 - low foreshortening for accurate positioning
 - optimal combination of radial and axial force to maintain luminal patency in tortuous anatomy

S



"Fully and partially covered available"

for benign and malignant obstruction

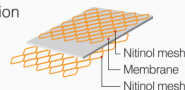
- **Silicone coated design with a large trunk**
 - to prevent the risk of tumor ingrowth
- **Retrieval string facilitates safe and smooth removal**

COMVI™




for malignant obstruction

- **Triple layered construction**
 - PTFE membrane prevents the risk of tissue invasion
 - outer wire mesh prevents the risk of migration
 - unfixed cell structure enables the stent to fit in tortuous anatomy



COMVI™ (Flare)



for malignant obstruction

- **Triple layered construction**
 - uncovered proximal flare end to reduce migration
 - large cell structured body with thick wire to reduce the risk of fracture and enhance radial force
- **Large diameter (up to 26mm)** is loaded into a 10.5Fr delivery system

Ordering Information

Stent Type	OTW			TTS			Delivery Length(cm)	
	Code	Diameter(mm)	Length(cm)	Code	Diameter(mm)	Length(cm)	OTW	TTS
Pyloric / Duodenal Stent								
S (Covered)	PS***F	18, 20, 22, 24, 26, 28	6, 8, 10, 12, 14, 15	PST***F	18, 20, 22	6, 8, 10, 12, 14, 15	135	180
S (Both bare)	PS***B			PST***B				
S (Proximal bare)	PS***H			PST***H				
D	PD***		PDT***					
COMVI™	PC***BA		6, 8, 10, 12	PCT***BA	18, 20, 22	6, 8, 10, 12		
COMVI™ (Flare)				PCT***P	18, 20, 22, 24, 26	6, 8, 10, 12		180
Enteral Colonic Stent								
S (Covered)	CS***F	18, 20, 22, 24, 26, 28	6, 8, 10, 12, 14, 15	CST***F	18, 20, 22	6, 8, 10, 12, 14, 15	70	220
S (Both bare)	CS***B			CST***B				
S (Distal bare)	CS***H			CST***H				
D	CD***		18,20,22,24,26,28,30	CDT***	18,20,22,24,26,28			
COMVI™	CC***BA	18,20,22,24,26,28	6, 8, 10, 12	CCT***BA	18, 20, 22	6, 8, 10, 12		
COMVI™ (Flare)				CCT***P	18, 20, 22, 24, 26	6, 8, 10, 12		220